

# GEMORO<sup>®</sup> HORIZON LED 2

---

Variable Color Temperature  
Grading / Inspection Lamp for Diamonds,  
Gemstones, Pearls & Jewelry



Item # 2240

## INSTRUCTIONS FOR USE & SAFETY PRECAUTIONS

Our versatile **HORIZON LED 2** grading and inspection lamp has a modern, ergonomic design and may be placed on your counter for showing jewelry and stones under its super bright, high-power LED's. It makes a great addition to any showroom, executive desk or workbench. It even has 5 variable brightness settings and a USB power port for charging your smartphone and other devices. The ultimate lamp for all jewelry professionals, exclusively from **GEMORO**!

### SPECIFICATIONS

Model: **HORIZON LED 2**

Output Voltage: DC24V

Output Amperage: 240mA

Power: 8W

USB Port – 1.2 amps



### FEATURES

- 4 Preset variable color temperature setting modes
- Color-coded control panel:
  - True Diamond Color 5200K**
  - Gemstones 2700K**
  - Pearls 4000K**
  - Jewelry Enhancement 6200K**
- High-power long Life LED's with Smart Technology
- Electronic touch sensor power switch
- 5 variable brightness settings
- 1.2 Amp USB power port for charging smartphones and other devices
- Flex-arm and swivel provide fully adjustable light angles
- Heavy weighted base
- 100V-240V Multi-voltage UL listed adapter (USA plug)



Lamp Shade

Variable color temperature LED's

Flex-arm and swivel provides fully adjustable light angles

Heavy Weighted Base



Color-coded control panel & electronic touch sensor power switch



1.2 Amp USB power port for recharging smartphones and other devices



## ASSEMBLY INSTRUCTIONS

1. Remove screw cap from lamp flex arm by turning it counterclockwise.



2. Insert screw cap in the hole from the bottom of the lamp base.






3. Insert threaded end of lamp arm into the top of the lamp base so that the threads align with the screw cap.




4. While holding the screw cap steady, turn the lamp arm clockwise while screwing it into the cap. A coin may be used for leverage while screwing the cap in.



## OPERATING INSTRUCTIONS

1. Locate the DC socket on the backside on the lamps arm near where it attached to the weighted base and insert the AC adapter plug.
2. Plug the other end of the AC adapter into a suitable wall power outlet.
3. Touch the green illuminated electronic touch sensor power icon  at the base of the arm to power the lamp on and off. To activate the dimming feature and adjust the light intensity, simply touch and continue pressing this switch down on the green illuminated brightness icon  until the desired brightness level has been achieved. To select the desired color temperature setting, simply touch the adjustment button  to the desired setting as indicated by the LED color:
  - **Jewelry Enhancement 6200K**
  - **True Diamond Color 5200K**
  - **Pearls 4000K**
  - **Gemstones 2700K**
4. Adjust lamp's flex arm to optimally position the light angle.
5. Locate the USB socket power port on the site of the lamps flex arm near where it attaches to the heavy weighted base and as needed plug in an appropriate USB power cord to charge Smartphones and other devices.
6. OPTIONAL – Included with your **GEMORO HORIZON LED 2** lamp is a color temperature reference key sticker. This key identifies by color code what the corresponding color temperature and application/use is as identified by the control

**Diamond**  
**Gemstone**  
**Pearl**  
**Jewelry**

panel's top LED color . While optional, we recommend you apply this sticker to the lower section of the lamps arm/post above the control panel, parallel to the USB port (as pictured) or on a convenient location on the weighted base. Simply peel the backing off the label and apply to the surface of the lamp.



**Note:** It is recommended that the lamp surface area be cleaned and dried prior to label application.

## WARRANTY

Your **HORIZON LED 2** features a One Year Limited Warranty. The warranty period begins on the date that your **HORIZON LED 2** is purchased, as noted on the bill of sale (if supplied) or through the **HORIZON LED 2** serial number tracking system, as interpreted by the factory (the “Warranty Commencement Date”). The One Year Limited Warranty begins on the Warranty Commencement Date and expires 365 days thereafter (the “One Year Limited Warranty Period”). During the One Year Warranty Period, the **HORIZON LED 2** is warranted against defects in materials and workmanship under normal and intended use as determined by the factory. No warranty, of any kind or character, exists after the expiration of the One

Year Limited Warranty Period. If a defect exists, as its option **GEMORO** will (1) repair the product at no charge, using new or refurbished replacement parts, (2) exchange the product with a product that is new or which has been manufactured from new or serviceable used parts and is at least functionally equivalent to the original product, (3) in the event the **HORIZON LED 2** is no longer available, at the factory's sole discretion, a substantially equivalent task lamp may be substituted in place of the defective **HORIZON LED 2** or (4) refund the purchase price of the product. When a product or part is exchanged, any replacement item becomes your property, and the replaced item becomes **GEMORO's** property. If and when a refund is given, your product becomes **GEMORO's** property. The purchaser and handling for all warranty and non-warranty repairs.

## **GEMORO HORIZON LED 2**

### **WARRANTY REGISTRATION**

10455 Olympic Drive, Dallas, Texas 75220 USA

Tel 800.527.0719 or 214.351.0380

Fax 800.832.9871 or 214.351.1903

[gemoroproducts.com](http://gemoroproducts.com)

[sales@sykessler.com](mailto:sales@sykessler.com)

[sykessler.com/warranty-registration/](http://sykessler.com/warranty-registration/)

This warranty does not apply to: (a) damage caused by accident, abuse, misuse, misapplication, or non-**GEMORO** products; (b) damage caused by service (including upgrades and expansions) performed by anyone who is not a **GEMORO** authorized service provides; (c) a product or a part that has been modified without the written permission of **GEMORO**; or (d) any **GEMORO** product whose serial number has been removed or defaced.



THIS WARRANTY AND REMEDIES SET FORTH ABOVE ARE EXCLUSIVE AND IN LIEU OF ALL OTHER WARRANTIES, REMEDIES AND CONDITIONS, WHETHER ORAL OR WRITTEN, EXPRESS OR IMPLIED. **GEMORO** SPECIFICALLY DISCLAIMS ANY AND ALL IMPLIED WARRANTIES, INCLUDING WITHOUT LIMITATION, WARRANTIES OF MERCHANTABILITY AND FITNESS FOR A PARTICULAR PURPOSE ARE LIMITED IN DURATION TO THE DURATION OF THE ONE YEAR WARRANTY PERIOD. NO **GEMORO** RESELLER, AGENT, OR EMPLOYEE IS AUTHORIZED TO MAKE MODIFICATION, EXTENSION, OR ADDITION TO THIS WARRANTY.

**GEMORO** IS NOT RESPONSIBLE FOR DIRECT, SPECIAL, INCIDENTAL, OR CONSEQUENTIAL DAMAGES RESULTING FOR ANY BREACH OF WARRANTY OR CONDITION, OR UNDER ANY OTHER LEGAL THEORY, INCLUDING BUT NOT LIMITED TO LOST PROFITS, DOWNTIME, GOODWILL, AND DAMAGE TO OR REPLACEMENT OF EQUIPMENT AND PROPERTY.

# **GEMORO<sup>®</sup>** Products

---

10455 Olympic Drive  
Dallas, Texas 75220 USA  
Tel 800.527.0719 or 214.351.0380  
Fax 800.832.9871 or 214.351.1903  
[gemoroproducts.com](http://gemoroproducts.com)  
[sales@sykessler.com](mailto:sales@sykessler.com)